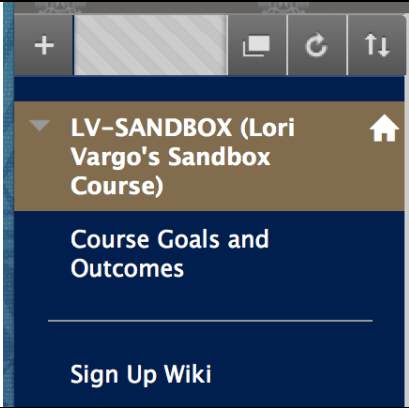
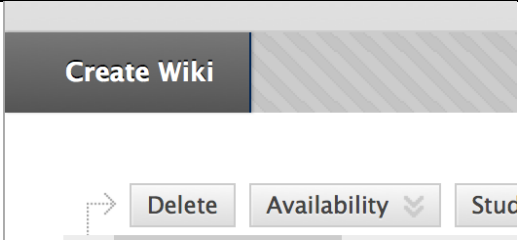
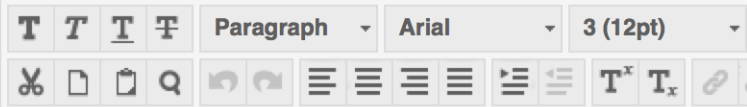
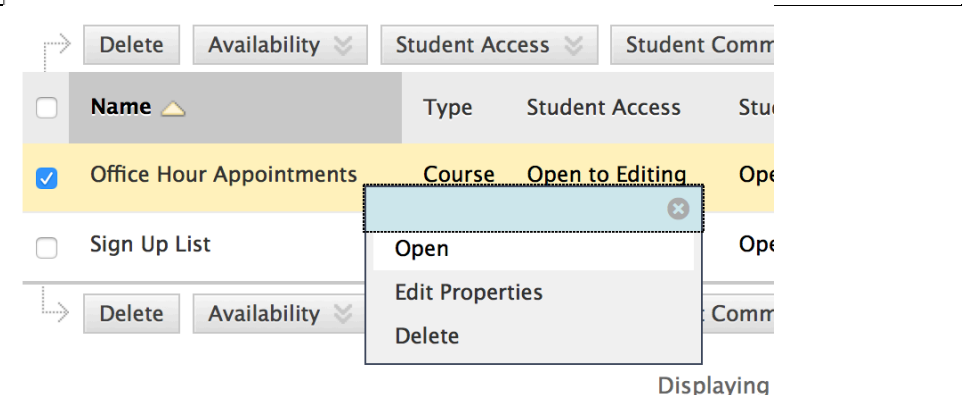



CREATE A SIGN UP LIST IN Bb USING A WIKI

	<p>Click the + and Add Tool Link, type: Wikis</p> <p>Name the page SIGN UP</p> <p>Check to make Available to Users</p>
	<p>Open the SIGN UP page found in the Course Menu</p> <p>Create Wiki</p>
<p>1. Wiki Information</p> <p>Name <input type="text"/></p> <p>Instructions</p> 	<p>Name the Wiki, i.e. Office Hour Appointments</p>
<p>3. Wiki Participation</p> <p>Student Access <input type="radio"/> Closed to Editing <input checked="" type="radio"/> Open to Editing</p> <p>Student Comment Access <input type="radio"/> Closed to Commenting <input checked="" type="radio"/> Open to Commenting</p>	<p>Make sure Open to Editing and Open to Commenting are checked</p> <p>Submit</p>
	<p>Open your wiki</p>

Wiki Page Content

Name

Content



The screenshot shows a Wiki editor toolbar with various icons for text formatting, alignment, and insertion. A red arrow points to the 'Table' icon, which is represented by a grid symbol.

Name it again

Click the Table button

Select the number of columns and rows

Add your dates, times, names, waiting list, and whatever else

Submit

LV-SANDBOX (Lori Vargo's Sandbox Course)

Course Goals and Outcomes

Sign Up Wiki

SCULPTURE

Videos

VoiceThreads

Assignments

A Wiki is a collaborative tool that allows you to contribute and modify instructions for each specific Wiki as to how it should be used with you

Office Hour Appointments ✓

Type: Course
Last Modified Date: 1/11/16 9:29 AM

Sign Up List

Type: Course
Last Modified Date: 1/11/16 9:23 AM

Office Hour Appointments Edit Wiki Content

Created By LORI VARGO on Monday, January 11, 2016 9:29:44 AM EST

	Date	Time	Name	Waiting List
1	1/12	1pm		
2	1/12	1:15pm		
3	1/14	1:30 pm		
4	1/14	1 pm		
5	1/14	1:15 pm		
6	1/14	1:30 pm		
7	1/19	1 pm		
8	1/9	1:15 pm		

Students will see this.

They click on Edit Wiki Content and make their selection