

University of South Carolina Beaufort Fact Book 2009-2010

UNIVERSITY OVERVIEW

- History
- Mission
- University Goals
- Accreditations
- Statistical Summary

ENROLLMENT

Student Enrollment

- Fall Enrollment History (Five Years)
- Spring Enrollment History (Five Years)
- Summer Enrollment History (Five Years)
- Enrollment by Program (Major)
- Enrollment by Ethnicity, FT/PT Status, Gender, Student Level, and New/Continuing Status
- Geographic Profile (By County and State)
- International Student Enrollment

Freshmen Profile (First-Time Full-Time)

- Applied, Accepted, Enrolled
- Gender and Status
- Ethnicity
- SAT and ACT Scores
- By High School (Top 5 high schools)
- By State and SC County

DEGREES AWARDED

- Degrees Awarded by Term and Major

FACULTY AND STAFF

- Faculty by Rank and Gender
- Faculty by Rank and Tenure
- Average Fulltime Teaching Faculty Salaries
- Employees by Assigned Position

FINANCIAL

- Finance
- Financial Aid Statistical Summary for FY 2008-2009

GRADUATION AND RETENTION RATES

HISTORY OF USCB

The University of South Carolina Beaufort, a senior campus of the state's flagship public university system, brings the University of South Carolina's statewide mission of teaching, research, and public service to the Lowcountry of South Carolina. USCB offers baccalaureate degrees that respond to regional needs, draw upon regional strengths, and prepare graduates to contribute successfully in communities locally and around the globe. The curriculum is designed to promote acquisition of knowledge and the intellectual dispositions and skills that encourage depth of understanding, tolerance of others, and individual accountability. With the commitment of Beaufort and Jasper Counties, local donors and extraordinary public-private partnerships, USCB is the system's fastest growing baccalaureate university.

USCB has one of the oldest traditions of higher education in the nation, dating to the 1795 charter of Beaufort College. An act of the South Carolina legislature authorized the college to confer degrees in the liberal arts or sciences "usually conferred in other colleges in Europe and America." The curriculum focused on theoretical science. When the original college building was constructed in 1802, the motto was chiseled onto the cornerstone: "Virtue, Liberty and Science." Four valedictorians of the South Carolina College (which became the University of South Carolina) and two valedictorians at Harvard before the Civil War came from Beaufort College.

Beaufort underwent a profound social revolution during the Civil War—which gave rise to Beaufort College's second legacy: serving as headquarters for the Freedman's Bureau. From 1865 to 1872, this federal agency brought public education to newly freed slaves.

Partnering with the University of South Carolina State and University leaders began discussing ways to increase access to university education in the 1950's and in 1959, the Beaufort College building welcomed 57 students to the University of South Carolina Beaufort, a two year campus in the USC system.

Over the next thirty years, USCB developed an eight acre campus on the waterfront in Beaufort's historic district—constructing buildings, renovating a former elementary school and purchasing historic properties. The University began offering classes on Hilton Head Island in 1985. By the late 1980's, students pursued baccalaureate degrees in several fields through USC Aiken and USC Columbia cooperative programs.

In 1994 International Paper donated eighty acres near Hilton Head Island and Dean Jane Upshaw began a campaign for USCB to become a baccalaureate university. With the support of the community, Beaufort County Council, faculty, staff, students, the Beaufort Jasper Higher Education Commission, the Trustees of the College of Beaufort, USCB was approved to seek baccalaureate accreditation in 2002.

Expanding as a Comprehensive University in August 2004, USCB opened as South Carolina's newest accredited four-year university. Six baccalaureate degrees were offered and the first building opened on the Hilton Head Gateway campus 200 acre site. The next five years saw a science building, high-tech library, on-campus housing, and campus center constructed. Degree programs doubled and USCB Sand Shark athletics debuted, joining the NAIA Sun Conference.

Over 1,700 students now pursue thirteen baccalaureate degrees and more than 1,300 adults participate in the Osher Lifelong Learning Institute at USCB. The Festival Series, USCB's chamber music offering, celebrated its thirtieth and most successful season in 2009. In January 2009, USCB launched its BS in Nursing in new, state of the art facilities—with support from Hilton Head Regional Healthcare, Beaufort Memorial Hospital, the Community Foundation of the Lowcountry, and local donors. A strategic initiative focusing the Historic Beaufort campus on the fine arts has begun with the BA in Studio Art.

Our region's 215-year commitment to university education has remained constant—while the University of South Carolina Beaufort has responded to its needs.

MISSION OF USCB

The University of South Carolina Beaufort, a small (1,000 to 3,000 students/fall headcount enrollment) senior campus of the state's largest public university, brings the University of South Carolina's statewide mission of teaching, research, scholarship, and public service to the rapidly growing Lowcountry of South Carolina. USCB offers baccalaureate degrees that respond to regional needs, draw upon regional strengths, and prepare graduates to participate successfully in communities here and around the globe. The campus also supports the USC Extended Graduate Campus, which provides local access to graduate courses and programs.

USCB offers programs in mathematics and the natural sciences, humanities, and professional and social sciences. Its curriculum is designed to promote acquisition of knowledge and, through it, the intellectual dispositions and skills that encourage depth of understanding, tolerance of others and individual accountability. Attracting a racially and culturally diverse student body of varying ages and experiences, the University of South Carolina Beaufort draws its students primarily from the South Carolina Lowcountry, with representation from other parts of the state, other states, and foreign countries. The University encourages students to think analytically and abstractly, to explore options, to see similarities, to be open to differences, to communicate effectively, and to respect each individual.

The major intellectual and cultural center for the region, the University enriches the quality of life for area residents of all ages through presentations of the performing and fine arts, community service, symposia, research initiatives, and partnerships with area schools, businesses and organizations.

Approved by USC Beaufort Faculty Organization
December 7, 2001

Approved by USC Board of Trustees
February 8, 2002

Approved by South Carolina Commission on Higher Education
June 6, 2002

Revision approved by USC Beaufort Faculty Organization
February 20, 2004

Revision approved by USC President Andrew A. Sorensen
March 1, 2004

Revision Approved by South Carolina Commission on Higher Education
January 8, 2008

UNIVERSITY GOALS

<p>University Goal 1</p>	<p><u>Teaching and Learning:</u></p>	<p>USCB will improve the quality of education by expanding its curriculum and stressing disciplinary knowledge and academic skill development characterized by critical inquiry, depth of understanding, tolerance, and accountability. The University will emphasize research, scholarship, and creative achievement as integral to effective teaching in all academic areas and will promote quality teaching and scholarship by providing appropriate faculty-development support.</p>
<p>University Goal 2</p>	<p><u>Research, Scholarship and Creative Achievement:</u></p>	<p>Recognizing the intrinsic value of research, scholarship, and creativity and their importance to the region and to engaged teaching, the University will foster research, scholarship, and creative activity by recruiting, retaining, and supporting faculty members who are or will become nationally and internationally recognized as highly productive contributors to their fields. The University will assist faculty to identify and compete for extramural funding to support research and creative activities.</p>
<p>University Goal 3</p>	<p><u>Service Excellence:</u></p>	<p>USCB will be actively engaged at all levels in making all of our services customer-focused and excellence driven. Our campus and community relationships will be sustained by adherence to our core values – integrity, collaboration, innovation, responsiveness, accountability, and excellence. Our academic programs will respond to regional needs and promote a high overall quality of life. University members will exhibit good citizenship by using professional and personal expertise to improve our communities. On our campuses, every person and system will be dedicated to fulfilling the academic aspirations of those students who choose to be members of this learning community.</p>
<p>University Goal 4</p>	<p><u>Quality of Life in the University Community:</u></p>	<p>USCB will attract the most deserving and promising students at every level, regardless of background and economic circumstance. The University will integrate strong academic programs with cultural and co-curricular experiences to foster a sense of community and quality of life that nurtures the whole person.</p>
<p>University Goal 5</p>	<p><u>Recognition, Visibility, and Community Involvement:</u></p>	<p>USCB will strive to complement and grow the region’s strengths by continuing to develop the University’s facilities, programs, activities, and community involvement. The University will increase its visibility by highlighting the accomplishments of students, faculty, and staff. Where possible, USCB will attain appropriate accreditations. It will provide Lowcountry citizens with educational opportunities for lifelong learning and cultural enrichment, and develop and maintain partnerships with other entities to better serve the educational needs of the geographic region.</p>

ACCREDITATIONS

Southern Association of Colleges and Schools (SACS)

The University of South Carolina Beaufort is accredited by the Commission on Colleges of the Southern Association of Colleges and Schools to award baccalaureate and associate degrees. Contact the Commission on Colleges at 1866 Southern Lane, Decatur, GA 30033-4097 or call 404-679-4500, or web site: www.sacscoc.org for questions about the accreditation of the University of South Carolina Beaufort.

Academic Program Accreditations

The Department of Education

Accredited by the National Council for Accreditation of Teacher Education (NCATE)

Early Childhood Education program accredited by the National Association for the Education of Young Children (NAEYC)

The Department of Nursing

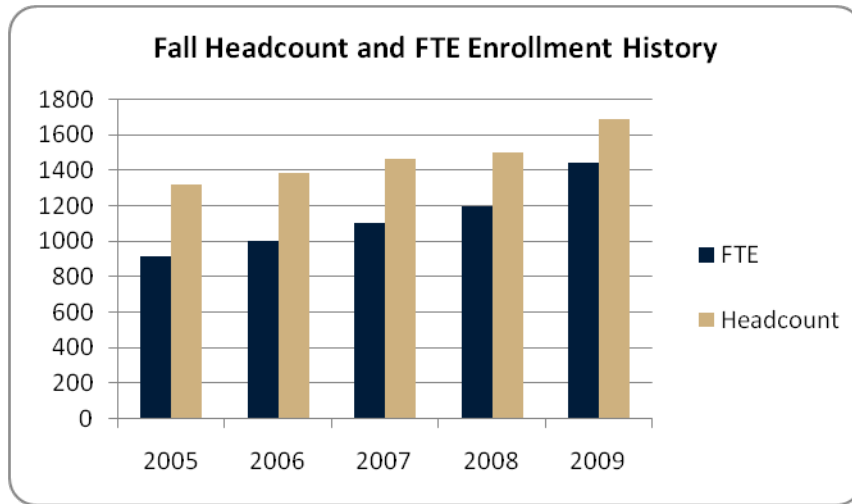
Accredited by the Collegiate Commission on Nursing Education (CCNE)

Statistical Summary

School Name	University of South Carolina Beaufort
Hilton Head Gateway Campus Address	One University Blvd., Bluffton, SC 29909
Historic Beaufort Campus Address	801 Carteret Street, Beaufort, SC 29902
Admissions	Hilton Head Gateway campus Hargray Building (843) 208-8000 Historic Beaufort campus Sandstone Building (843) 521-4100 Toll Free: (877) 885-5271
Enrollment	1684
Full-time Equivalency*	1444
Average student age	24
Gender	40% Male 60% Female
Race	15% African American .95% Asian 5.8% Hispanic 0.5% Native American 71% White 1% N/R Alien 2% Unknown
Enrollment Statistics	75% Attend full-time 25% Attend part-time
Full-time instructional faculty	62
Part-time instructional faculty	91
School Colors	Navy, Sand , Garnet

* Total credit hours generated divided by 15

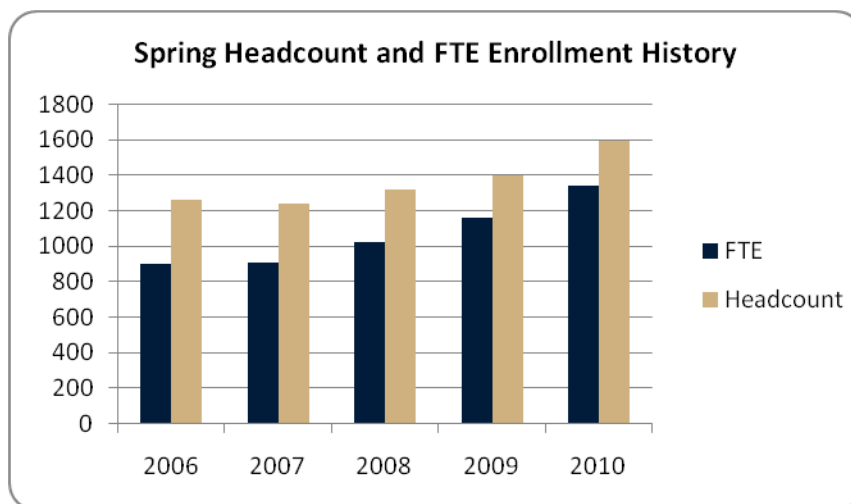
University of South Carolina Beaufort Fall Enrollment History



Fall	Headcount	FTE*
2005	1319	916
2006	1386	997
2007	1461	1101
2008	1502	1193
2009	1684	1444

* Total credit hours generated divided by 15

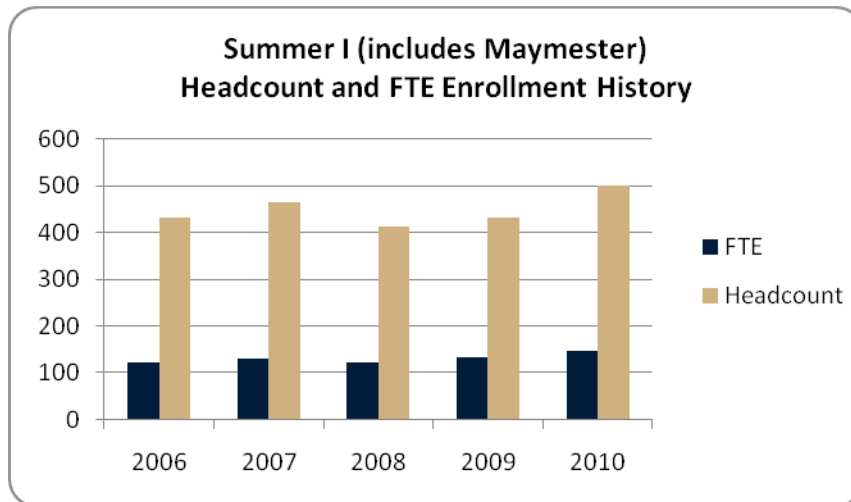
University of South Carolina Beaufort Spring Enrollment History



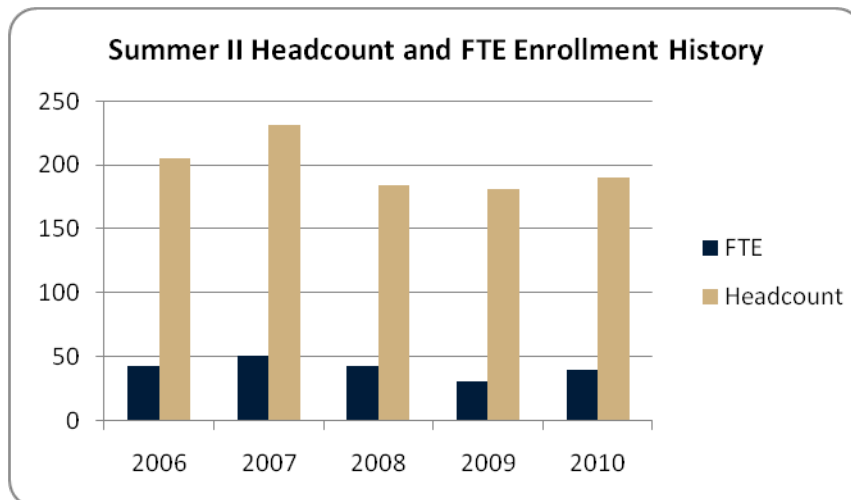
Spring	Headcount	FTE*
2006	1263	899
2007	1238	909
2008	1317	1024
2009	1396	1162
2010	1590	1342

* Total credit hours generated divided by 15

University of South Carolina Beaufort Summer Enrollment History



Summer I	Headcount	FTE*
2006	432	123
2007	464	131
2008	412	122
2009	431	133
2010	502	147



Summer II	Headcount	FTE*
2006	205	43
2007	231	51
2008	184	43
2009	181	31
2010	190	40

* Total credit hours generated divided by 15

Enrollment by Program - Fall

PROGRAM	Fall Term				
	2005	2006	2007	2008	2009
Biology	12	56	115	91	119
Business Administration	205	211	262	301	332
Early Childhood Education	114	117	110	100	136
English	50	56	44	49	45
History		26	31	29	44
Hospitality Management	81	94	104	108	153
Hospitality Management certificate					1
Human Services	89	74	98	85	87
Liberal Studies	24	15	23	29	27
Nursing (4 year)				67	177
Nursing (RN to BSN)			7	24	18
Psychology	29	56	67	75	100
Spanish		8	12	12	28
4-Yr No Major	565	531	471	469	365
AA/AS	150	142	117	63	52
STUDENTS ENROLLED IN PROGRAMS	1319	1386	1461	1502	1684

Enrollment by Program - Spring

PROGRAM	Spring Term				
	2006	2007	2008	2009	2010
Biology	39	66	108	78	114
Business Administration	206	224	251	293	340
Early Childhood Education	113	101	105	104	115
English	45	51	45	46	50
History	14	26	28	29	44
Hospitality Management	81	98	108	116	150
Hospitality Management certificate					1
Human Services	87	78	92	87	94
Liberal Studies	27	15	21	16	22
Nursing (4 year)				92	180
Nursing (RN to BSN)			6	20	18
Psychology	47	61	73	88	94
Spanish	3	10	13	17	22
Studio Art					18
4-Yr No Major	436	384	356	360	291
AA/AS	165	124	111	50	37
STUDENTS ENROLLED IN PROGRAMS	1263	1238	1317	1396	1590

Enrollment by Program - Summer

Summer I and Maymester Term

PROGRAM	2006	2007	2008	2009	2010
Biology	12	30	42	27	30
Business Administration	58	68	82	111	118
Early Childhood Education	29	32	13	12	23
English	13	23	17	18	10
History	4	7	10	5	9
Hospitality Management	39	35	44	31	46
Human Services	47	33	30	35	33
Liberal Studies	6	3	3	7	4
Nursing (4 year)				44	87
Nursing (RN to BSN)			4	3	11
Psychology	16	26	24	27	26
Spanish	4	5	6	8	14
Studio Art					9
4-Yr No Major	139	134	106	91	75
AA/AS	65	68	31	12	7
STUDENTS ENROLLED IN PROGRAMS	432	464	412	431	502

Summer II Term

PROGRAM	2006	2007	2008	2009	2010
Biology	5	7	13	12	14
Business Administration	30	62	48	53	45
Early Childhood Education	25	22	11	3	3
English	4	9	8	7	4
History	2	3	7	3	3
Hospitality Management	13	11	13	19	32
Human Services	30	21	14	17	13
Liberal Studies	7	4	2	1	2
Nursing (4 year)				6	11
Nursing (RN to BSN)				3	3
Psychology	9	21	12	20	15
Spanish	1	6	1	1	3
Studio Art					6
4-Yr No Major	69	58	48	32	35
AA/AS	10	7	7	4	1
STUDENTS ENROLLED IN PROGRAMS	205	231	184	181	190

STUDENTS BY:

ETHNICITY	Fall 2005	Fall 2006	Fall 2007	Fall 2008	Fall 2009*
Non-Resident Alien	18	23	18	19	17
African American	222	226	244	222	252
Native American	19	13	13	11	
American Indian/ Alaskan Native					9
Hawaiian or Pacific Islander					2
Asian	18	24	20	18	16
Hispanic	48	71	55	60	97
White	874	947	1028	1087	1198
Two or more races					60
Unknown	120	82	83	85	33
Total	1319	1386	1461	1502	1684

* New race/ethnicity definitions

STATUS	Fall 2005	Fall 2006	Fall 2007	Fall 2008	Fall 2009
Full-time	676	781	902	999	1260
Part-time	643	605	559	503	424
Total	1319	1386	1461	1502	1684

GENDER	Fall 2005	Fall 2006	Fall 2007	Fall 2008	Fall 2009
Male	536	561	577	640	681
Female	783	825	884	862	1003
Total	1319	1386	1461	1502	1684

STUDENTS BY:

STUDENT LEVEL					
	Fall 2005	Fall 2006	Fall 2007	Fall 2008	Fall 2009
Freshman	783	816	804	577	619
Sophomore	201	186	265	264	329
Junior	149	175	177	249	263
Senior	186	209	215	223	363
Non-degree seeking				189	110
Total	1319	1386	1461	1502	1684

ENROLLED STATUS					
	Fall 2005	Fall 2006	Fall 2007	Fall 2008	Fall 2009
New Freshman	246	233	288	303	374
New Transfer	141	130	190	207	254
Readmit	81	86	72	51	44
Continuing	759	846	839	871	1006
Transient	10	10	1	11	5
High School Students	82	81	71	59	1
Total	1319	1386	1461	1502	1684

Geographic Profile (Fall 2009)

State of Origin	N	%
Alaska	2	0.12%
Alabama	2	0.12%
Arkansas	1	0.06%
Arizona	3	0.18%
California	8	0.48%
Connecticut	5	0.30%
Florida	27	1.60%
Georgia	144	8.55%
Idaho	2	0.12%
Illinois	5	0.30%
Indiana	2	0.12%
Kansas	2	0.12%
Kentucky	1	0.06%
Massachusetts	6	0.36%
Maryland	9	0.53%
Maine	1	0.06%
Michigan	3	0.18%
Minnesota	1	0.06%
Missouri	4	0.24%
Montana	1	0.06%
North Carolina	14	0.83%
New Hampshire	1	0.06%
New Jersey	13	0.77%
New Mexico	1	0.06%
Nevada	1	0.06%
New York	23	1.37%
Ohio	16	0.95%
Oregon	2	0.12%
Pennsylvania	17	1.01%
Rhode Island	2	0.12%
South Carolina	1316	78.15%
Tennessee	4	0.24%
Texas	9	0.53%
Utah	2	0.12%
Virginia	7	0.42%
Vermont	3	0.18%
Washington	1	0.06%
Wisconsin	2	0.12%
West Virginia	1	0.06%
Foreign Countries	19	1.13%
Unknown	1	0.06%
TOTAL	1684	100.00%

SC County of Origin	N	%
Abbeville	1	0.06%
Aiken	17	1.01%
Allendale	9	0.53%
Anderson	2	0.12%
Bamberg	5	0.30%
Barnwell	15	0.89%
Beaufort	887	52.67%
Berkeley	7	0.42%
Calhoun	5	0.30%
Charleston	78	4.63%
Clarendon	4	0.24%
Colleton	45	2.67%
Darlington	5	0.30%
Dorchester	12	0.71%
Edgefield	2	0.12%
Fairfield	3	0.18%
Florence	11	0.65%
Georgetown	8	0.48%
Greenville	8	0.48%
Greenwood	1	0.06%
Hampton	63	3.74%
Horry	4	0.24%
Jasper	30	1.78%
Kershaw	2	0.12%
Lancaster	2	0.12%
Laurens	1	0.06%
Lexington	14	0.83%
Oconee	1	0.06%
Orangeburg	14	0.83%
Richland	23	1.37%
Spartanburg	6	0.36%
Sumter	8	0.48%
Williamsburg	2	0.12%
York	12	0.71%
Out-of state	349	20.72%
Foreign	26	1.54%
Unknown SC County	2	0.12%
TOTAL	1684	100.00%

International Student Enrollment

Foreign Countries

Number of students	19	1.13%
--------------------	----	-------

Foreign Countries Represented

Austria, Bermuda, Bahamas, Bolivia, Belarus, Canada, Colombia, Costa Rica, Ireland, Czech Republic, Germany, Guadeloupe, India, Republic of Korea, Lithuania, Mexico, and United Kingdom

New Freshmen Profile (Fall 2009)

Application Information

# of Applicants:	1216
# Admitted:	891
# Enrolled:	374

Gender and Status

	Full-time	Part-time	Total
Female	198	12	210
Male	156	8	164
Total	354	20	374

Ethnicity

	N	%
Hispanic	20	5.3%
American Indian/ Alaska Native	3	0.8%
Asian	4	1.1%
African American	65	17.4%
White	257	68.7%
Two or More Races	15	4.0%
Non-Resident Alien	4	1.1%
Unknown	6	1.6%
Total	374	100%

SAT and ACT Scores

	number	SAT Math Average	SAT Verbal Average	SAT Total Average	ACT Composite Average
Full-time	354	471	464	935	20
Part-time	20	474	498	972	22
Total	374	471	466	937	20

Top Feeder High Schools (within SC)

	N	%
Bluffton High School	35	9.36%
Hilton Head High School	30	8.02%
Beaufort High School	27	7.22%
Battery Creek High School	19	5.08%
Thomas Heyward Academy	12	3.21%
Wando High School	12	3.21%

New Freshmen Profile (Fall 2009)

State of Origin

	N	%
Arizona	1	0.27%
Connecticut	1	0.27%
Florida	3	0.80%
Georgia	34	9.09%
Idaho	1	0.27%
Indiana	1	0.27%
Maryland	1	0.27%
Michigan	1	0.27%
North Carolina	5	1.34%
New Jersey	2	0.53%
New York	5	1.34%
Ohio	3	0.80%
Pennsylvania	4	1.07%
South Carolina	304	81.28%
Tennessee	1	0.27%
Texas	1	0.27%
Utah	1	0.27%
Virginia	2	0.53%
West Virginia	1	0.27%
Foreign Countries	2	0.53%
TOTAL	374	100.00%

County of Origin

	N	%
Aiken	6	1.60%
Allendale	2	0.53%
Bamberg	3	0.80%
Barnwell	6	1.60%
Beaufort	145	38.77%
Berkeley	2	0.53%
Calhoun	4	1.07%
Charleston	34	9.09%
Clarendon	4	1.07%
Colleton	14	3.74%
Darlington	4	1.07%
Dorchester	4	1.07%
Fairfield	2	0.53%
Florence	8	2.14%
Georgetown	6	1.60%
Greenville	3	0.80%
Hampton	10	2.67%
Horry	2	0.53%
Jasper	5	1.34%
Lexington	7	1.87%
Oconee	1	0.27%
Orangeburg	7	1.87%
Richland	10	2.67%
Spartanburg	6	1.60%
Sumter	3	0.80%
Williamsburg	1	0.27%
York	3	0.80%
Out-of state	68	18.18%
Foreign	4	1.07%
TOTAL	374	100.00%

Degrees Awarded by Program

PROGRAM	Summer 2004	Fall 2004	Spring 2005	Summer 2005	Fall 2005	Spring 2006	Summer 2006	Fall 2006	Spring 2007
Biology						2		1	7
Business Administration	3	4	8	3	11	6	1	3	18
Early Childhood Education		16	16	1	7	10	0	11	7
English		2	3	2	3	4	0	8	5
History						1	0	0	2
Hospitality Management		3	5	2	4	5	3	2	3
Human Services	5	5	10	1	3	3	4	6	7
Liberal Studies	4	5	7	2	10	6	2	4	7
Nursing (4 yr - RN only major=051)									
Psychology						1	1	5	6
Spanish						1			1
TOTAL BACCALAUREATE DEGREES AWARDED	12	35	49	11	38	39	11	40	63
TOTAL ASSOCIATE DEGREES AWARDED	18	17	21	8	12	19	5	9	9
TOTAL DEGREES AWARDED	30	52	70	19	50	58	16	49	72

Degrees Awarded by Program

PROGRAM	Summer 2007	Fall 2007	Spring 2008	Summer 2008	Fall 2008	Spring 2009	Summer 2009	Fall 2009	Spring 2010	Total
Biology		4	2	1	2	2	1	3	3	28
Business Administration	2	12	16	4	13	18	8	22	35	187
Early Childhood Education		6	8		8	2		14	7	113
English	2	4	6		1	5		2	7	54
History		3	3		1	1	2	2	6	21
Hospitality Management	5	13	4	6	6	4	7	5	7	84
Human Services	2	9	12	3	3	13	3	6	12	107
Liberal Studies	1	3	5						4	60
Nursing (4 yr - RN only major=051)						5			2	7
Psychology	2	8	6	1	5	10	2	5	16	68
Spanish						2		2	1	7
TOTAL BACCALAUREATE DEGREES AWARDED	14	62	62	15	39	62	23	61	99	736
TOTAL ASSOCIATE DEGREES AWARDED	5	7	12	1	3	1	3	1	1	152
TOTAL DEGREES AWARDED	19	69	74	16	42	63	26	62	100	888

FACULTY AND STAFF INFORMATION

Faculty by Rank and Gender

	<u>Men</u>	<u>Women</u>	<u>Total</u>
Professor*	8	5	13
Associate	10	5	15
Assistant	10	7	17
Instructor	4	10	14
Librarians	1	3	4
Total	33	30	63

Faculty by Rank and Tenure Status

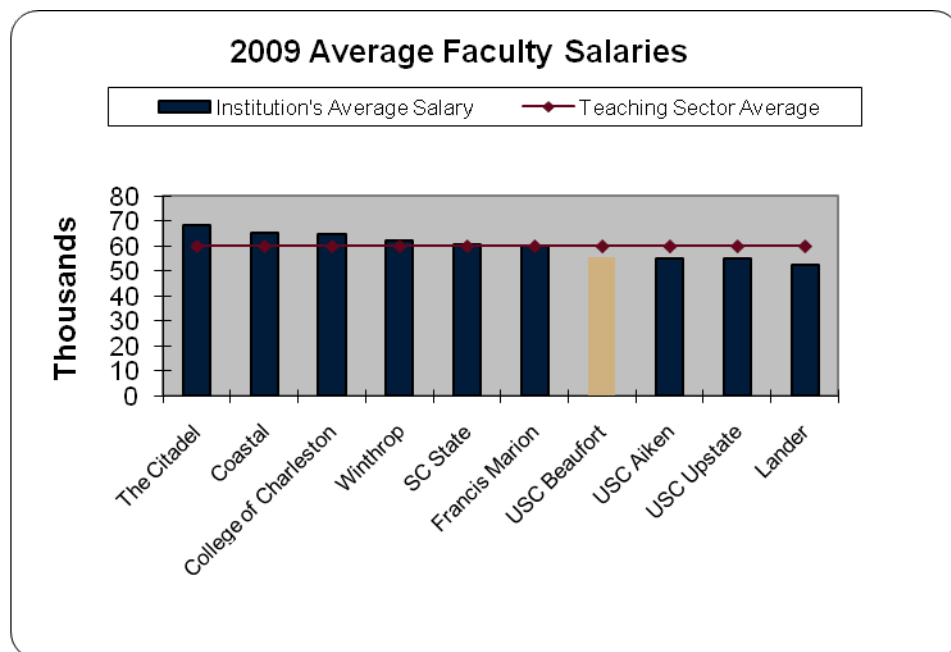
	Tenure Status			Total
	Tenured	On Track	Non-Track	
Professor*	13	0	0	13
Associate	9	5	1	15
Assistant	0	15	2	17
Instructor	0	0	14	14
Librarians	0	1	3	4
Total	22	21	20	63

*Professor rank includes Chancellor and Executive Vice Chancellor for Academic Affairs who also serves as the Head Librarian.

Source: IPEDS Fall Staff (EAP)

Average Full-time (9 Month) Teaching Faculty Salaries

	Institution's Average Salary
The Citadel	68583
Coastal	65270
College of Charleston	64707
Winthrop	62291
SC State	60545
Francis Marion	60198
USC Beaufort	55681
USC Aiken	55116
USC Upstate	54758
Lander	52225
Teaching Sector Average	59937

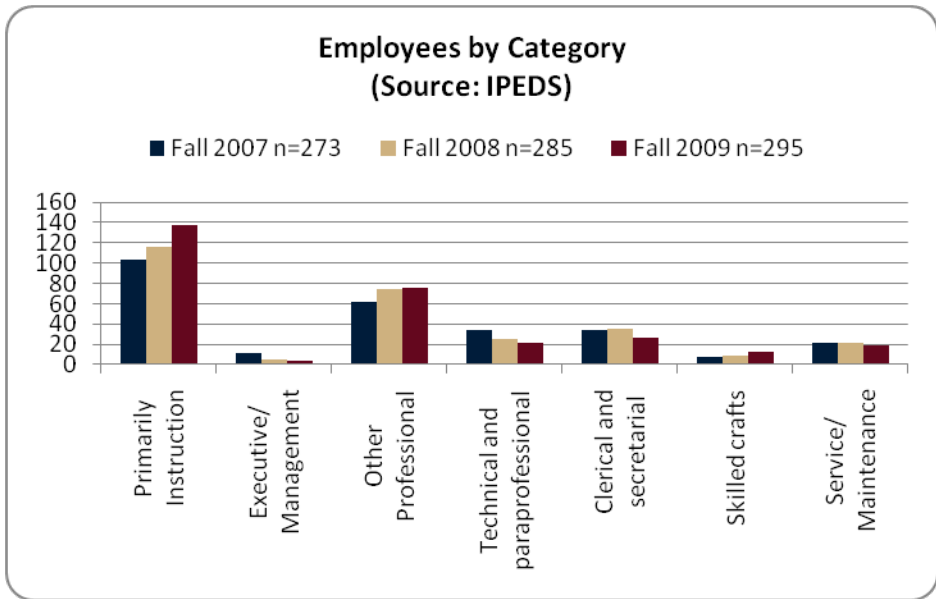


For more salary information, see South Carolina Commission of High Education website at:
http://www.che.sc.gov/New_Web/Rep&Pubs/Faculty/2009.htm

**Employees by Assigned Position
(Includes Full-time and Part-time)**

	Fall 2007	Fall 2008	Fall 2009
Primarily Instruction	103	116	137
Executive/ Management	11	5	4
Other Professional	62	74	75
Technical and paraprofessional	34	25	21
Clerical and secretarial	34	35	27
Skilled crafts	7	9	12
Service/ Maintenance	22	21	19
	<u>260</u>	<u>285</u>	<u>295</u>

Source: IPEDS Fall Staff



Financial Information

Reporting based on GASB 34 & 35 standards – Source IPEDS

Current Funds Revenues and Expenses (FY2008 - 2009)

REVENUES & ADDITIONS

Operating Revenues	
Tuition and Fees	\$7,677,308
less Discounts & Allowances	
Federal operating grants and contracts	679,826
State operating grants and contracts	1,383,358
Local/private operating grants and contracts	117,029
Sales & Services of Auxiliary Enterprises	919,006
Other	734,006
Total Operating Revenues	\$11,510,533

Non-operating Revenues

Federal Appropriations	\$0
State Appropriations	2,325,402
Local Appropriations	0
Federal non-operating grants	1,176,582
Gifts	2,226,194
Investment Income	175,987
Other Non-operating	0
Total Non-operating Revenues	\$5,904,165

Other Revenues & Additions

Capital Appropriations	\$0
Capital Grants & Gifts	131,229
Additions to Permanent Endowments	0
Other Revenues & Additions	0
Total Other Revenues & Additions	131,229

TOTAL ALL REVENUES & ADDITIONS \$17,545,927

EXPENSES & DEDUCTIONS

Operating Expenses	
Instruction	\$6,752,185
Research	369,620
Public Service	339,128
Academic Support	2,387,232
Student Services	2,525,220
Institutional Support	1,393,005
Operation & Maintenance of Plant	2,055,065
Depreciation	1,269,958
Scholarships & Fellowships	
less Discounts & Allowances	300,592
Auxiliary Enterprises	1,132,460
Hospital Services	0
Independent Operations	0
Other Expenses & Deductions	0
Total Operating Expenses	\$18,524,465

Non-operating Expenses & Deductions

Interest	\$4,625
Other Non-operating Expenses & Deductions	148,864
Total Non-operating Expenses & Deductions	\$153,489

TOTAL EXPENSES & DEDUCTIONS	\$18,677,954
--	---------------------

**UNIVERSITY OF SOUTH CAROLINA BEAUFORT
FINANCIAL AID OFFICE**

2008-09 STATISTICALSUMMARY

June 26, 2009

Total Financial Aid Applications Processed: 2,515

FINANCIAL AID AWARDED:

PROGRAM	(Duplicated) STUDENTS	TOTAL
Pell Grant	384	\$1,187,626
Student Loans	1325	\$5,770,630
Parent Plus Loans	51	\$426,233
Outside Scholarships	254	\$443,171
LIFE Scholarship	189	\$913,489
HOPE Scholarship	56	\$142,800
Palmetto Fellows Sch.	11	\$66,062
SC Need Base Grant	75	\$172,776
College Work-Study	19	\$43,128
SEOG *	96	\$62,865
USCB Scholarships	63	\$217,192
ACG**	48	\$36,950
SMART***	0	0
USCB Athletic Scholarships	47	\$79,956
USCB Athletic Tuition Waivers	32	\$242,432
TOTAL		\$9,805,308

* Supplemental Educational Opportunity Grant

** Academic Competitiveness Grant

* **National Science and Mathematics Access to Retain Talent Grant

GRADUATION AND RETENTION RATES