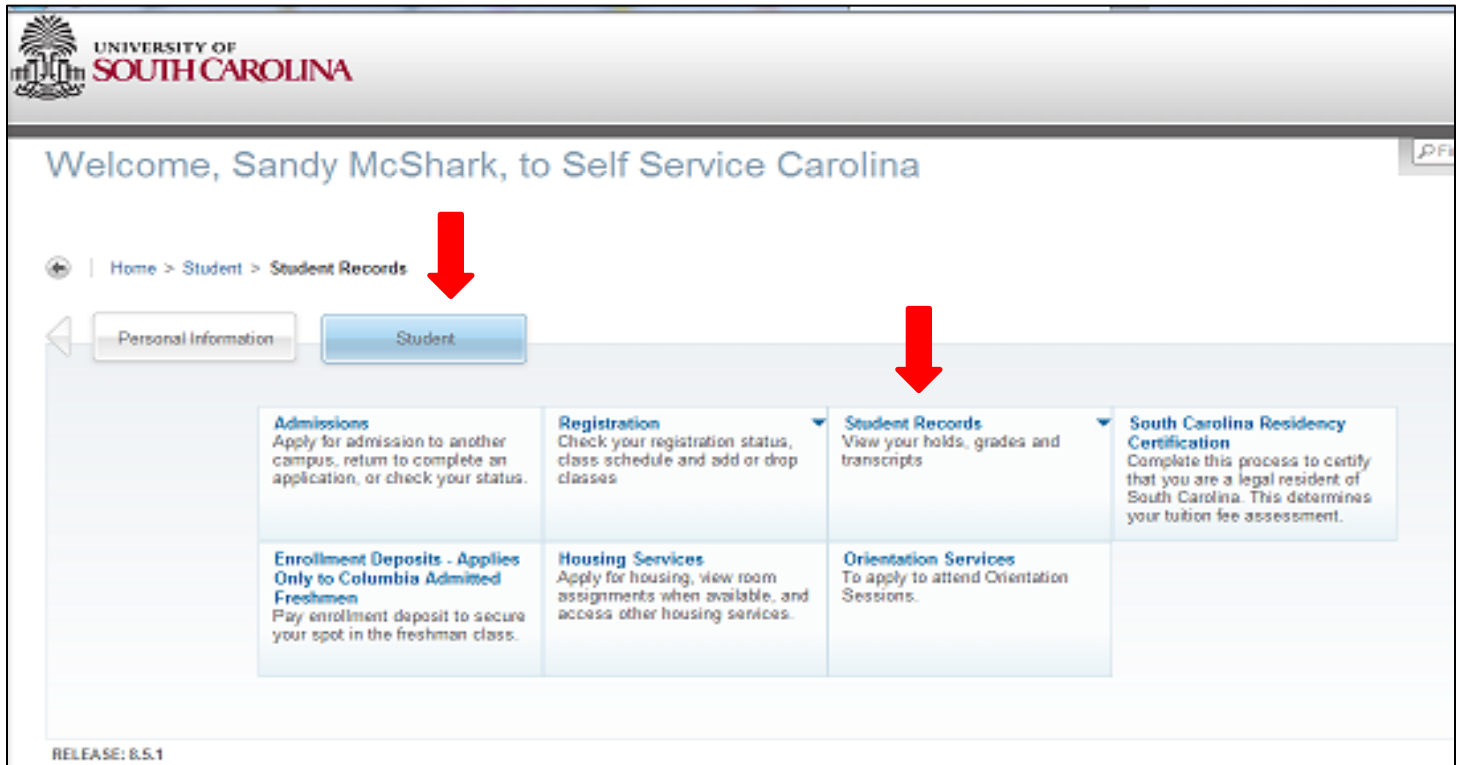


## HOW TO FIND YOUR ADVISOR IN SELF SERVICE CAROLINA

**Step 1:** Once you have successfully logged in to Self Service Carolina, click on the STUDENT button.

**Step 2:** Click on STUDENT RECORDS menu



The screenshot shows the Self Service Carolina homepage for user Sandy McShark. The breadcrumb trail is Home > Student > Student Records. A red arrow points to the 'Student' button in the navigation bar. Another red arrow points to the 'Student Records' menu item in the main content area, which is currently expanded to show a list of options.

UNIVERSITY OF SOUTH CAROLINA

Welcome, Sandy McShark, to Self Service Carolina

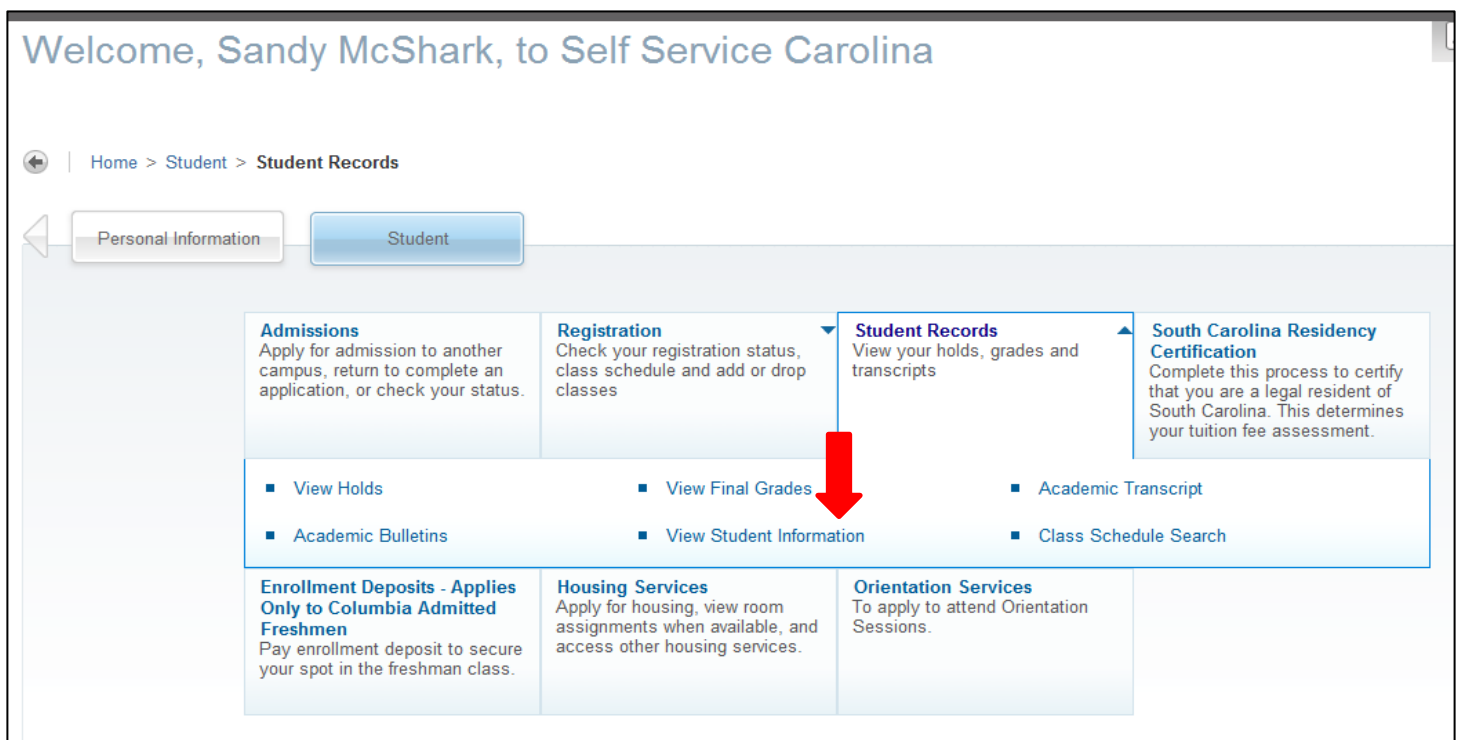
Home > Student > Student Records

Personal Information Student

<b>Admissions</b> Apply for admission to another campus, return to complete an application, or check your status.	<b>Registration</b> Check your registration status, class schedule and add or drop classes	<b>Student Records</b> View your holds, grades and transcripts	<b>South Carolina Residency Certification</b> Complete this process to certify that you are a legal resident of South Carolina. This determines your tuition fee assessment.
<b>Enrollment Deposits - Applies Only to Columbia Admitted Freshmen</b> Pay enrollment deposit to secure your spot in the freshman class.	<b>Housing Services</b> Apply for housing, view room assignments when available, and access other housing services.	<b>Orientation Services</b> To apply to attend Orientation Sessions.	

RELEASE: 6.5.1

**Step 3:** Click on VIEW STUDENT INFORMATION



This screenshot shows the 'Student Records' menu expanded. A red arrow points to the 'View Student Information' option in the list of sub-items.

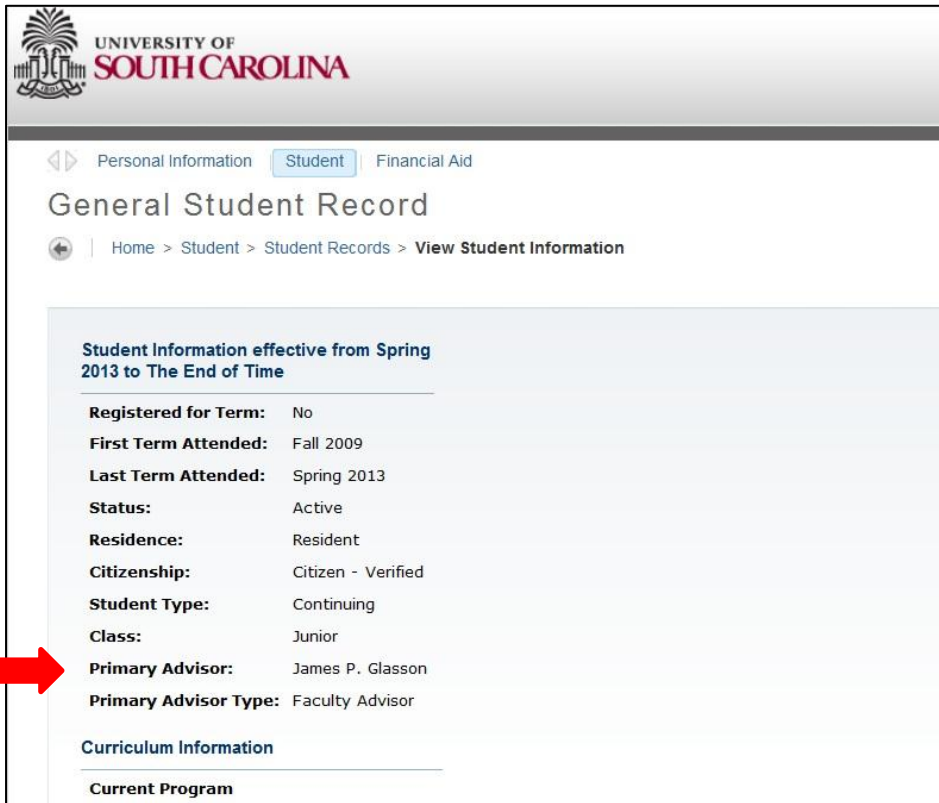
Welcome, Sandy McShark, to Self Service Carolina

Home > Student > Student Records

Personal Information Student

<b>Admissions</b> Apply for admission to another campus, return to complete an application, or check your status.	<b>Registration</b> Check your registration status, class schedule and add or drop classes	<b>Student Records</b> View your holds, grades and transcripts	<b>South Carolina Residency Certification</b> Complete this process to certify that you are a legal resident of South Carolina. This determines your tuition fee assessment.
<ul style="list-style-type: none"><li>View Holds</li><li>View Final Grades</li><li>Academic Transcript</li><li>Academic Bulletins</li><li>View Student Information</li><li>Class Schedule Search</li></ul>			
<b>Enrollment Deposits - Applies Only to Columbia Admitted Freshmen</b> Pay enrollment deposit to secure your spot in the freshman class.	<b>Housing Services</b> Apply for housing, view room assignments when available, and access other housing services.	<b>Orientation Services</b> To apply to attend Orientation Sessions.	

## HOW TO FIND YOUR ADVISOR IN SELF SERVICE CAROLINA



The screenshot displays the 'General Student Record' page in the Self Service Carolina system. At the top left is the University of South Carolina logo. Below it, navigation tabs for 'Personal Information', 'Student', and 'Financial Aid' are visible, with 'Student' selected. The main heading is 'General Student Record', followed by a breadcrumb trail: 'Home > Student > Student Records > View Student Information'. A red arrow points to the 'Primary Advisor' field in the student information table.

**Student Information effective from Spring 2013 to The End of Time**

<b>Registered for Term:</b>	No
<b>First Term Attended:</b>	Fall 2009
<b>Last Term Attended:</b>	Spring 2013
<b>Status:</b>	Active
<b>Residence:</b>	Resident
<b>Citizenship:</b>	Citizen - Verified
<b>Student Type:</b>	Continuing
<b>Class:</b>	Junior
<b>Primary Advisor:</b>	James P. Glasson
<b>Primary Advisor Type:</b>	Faculty Advisor

**Curriculum Information**

**Current Program**