

How to Reset Your PIN

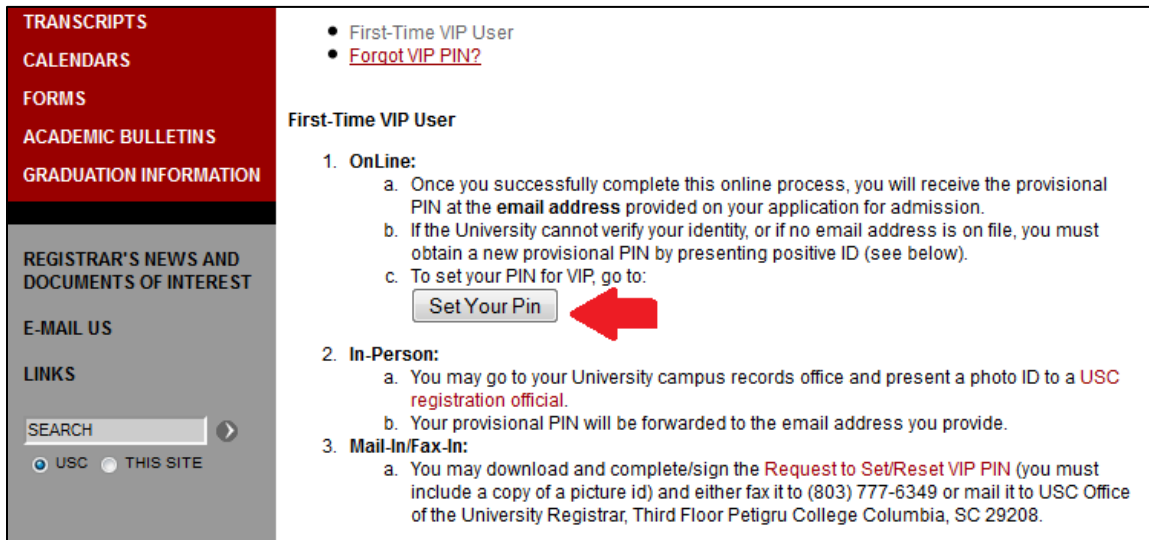
Step 1: Go to <http://vip.sc.edu> .

The screenshot shows the vip.sc.edu website homepage. At the top, there is a navigation bar with links for 'Most Visited', 'Fees', 'DataWarehouse', 'DARS Web Login', 'CLEP', 'LISTSERV 16.0', 'TCL', 'Blackboard', and 'VIP'. Below this is the University of South Carolina logo and the text 'VISUAL INFORMATION PROCESSING'. A large banner image shows hands typing on a keyboard with the 'vip.sc.edu' logo overlaid. A blue sidebar on the left contains a menu with links: LOGIN, HELP, RELATED SITES & SERVICES, BLACKBOARD, FACULTY/STAFF E-MAIL, STUDENT E-MAIL, and MASTER SCHEDULE. Below the menu is a search box. The main content area features a 'WELCOME TO VISUAL INFORMATION PROCESSING (VIP!)' message, a 'LOGIN TO VIP' button, and a 'LOGIN HELP' section with links: 'New Student User', 'Forgot Student PIN?', 'New Faculty/Staff User?', 'Forgot Faculty/Staff PIN?', and 'What is My VIP ID?'. At the bottom, there is a footer with 'USC LINKS: DIRECTORY MAP EVENTS VIP SITE INFORMATION'.

Step 2: Click on the link that says "Forgot Student PIN?"

This screenshot is identical to the one above, but with a red arrow pointing to the 'Forgot Student PIN?' link in the 'LOGIN HELP' section. The arrow is positioned to the right of the link text.

Step 3: Click on "Set Your Pin."



TRANSCRIPTS
CALENDARS
FORMS
ACADEMIC BULLETINS
GRADUATION INFORMATION

REGISTRAR'S NEWS AND DOCUMENTS OF INTEREST

E-MAIL US


LINKS

SEARCH

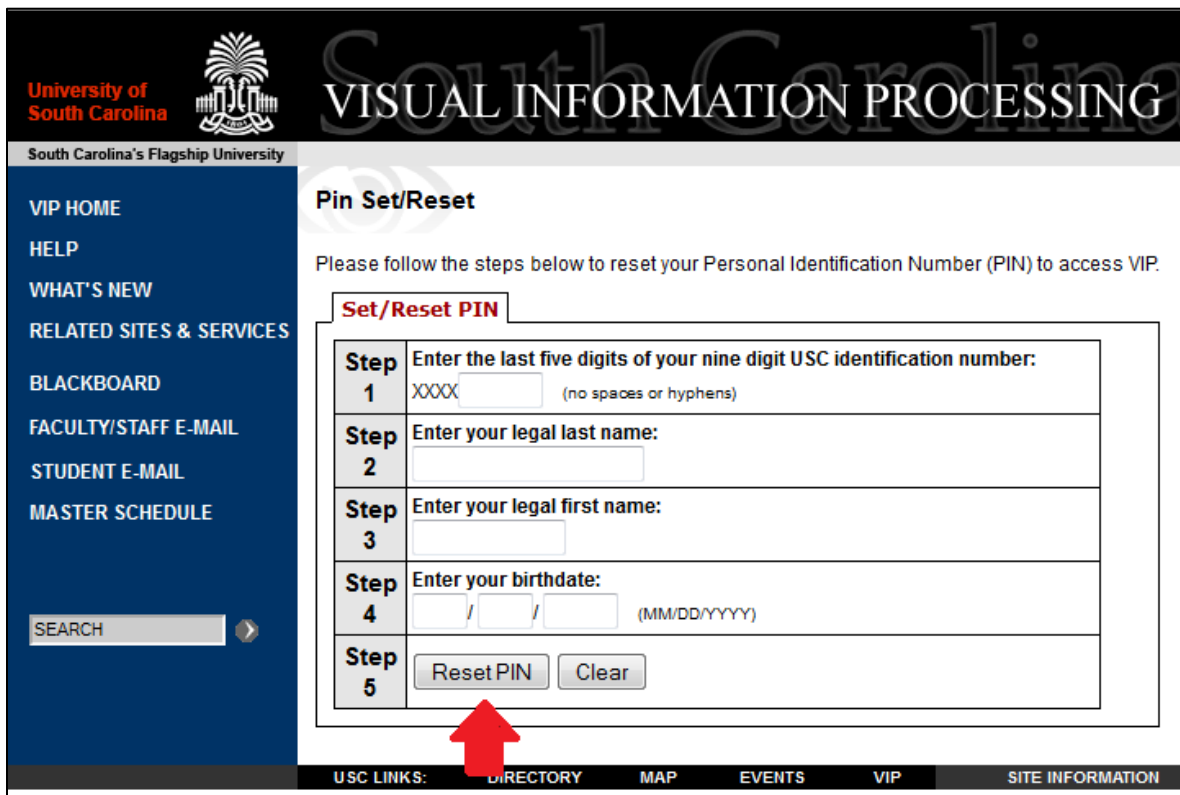
USC THIS SITE


- First-Time VIP User
- [Forgot VIP PIN?](#)

First-Time VIP User

1. OnLine:
 - a. Once you successfully complete this online process, you will receive the provisional PIN at the **email address** provided on your application for admission.
 - b. If the University cannot verify your identity, or if no email address is on file, you must obtain a new provisional PIN by presenting positive ID (see below).
 - c. To set your PIN for VIP, go to:
 
2. In-Person:
 - a. You may go to your University campus records office and present a photo ID to a **USC registration official**.
 - b. Your provisional PIN will be forwarded to the email address you provide.
3. Mail-In/Fax-In:
 - a. You may download and complete/sign the **Request to Set/Reset VIP PIN** (you must include a copy of a picture id) and either fax it to (803) 777-6349 or mail it to USC Office of the University Registrar, Third Floor Petigru College Columbia, SC 29208.

Step 4: Complete steps 1-5 and then click "Reset PIN."
(Your USC identification number is your Social Security Number.)



University of South Carolina  **South Carolina's Flagship University**

VISUAL INFORMATION PROCESSING


Pin Set/Reset

Please follow the steps below to reset your Personal Identification Number (PIN) to access VIP.

Set/Reset PIN

Step 1	Enter the last five digits of your nine digit USC identification number: XXXX <input type="text"/> (no spaces or hyphens)
Step 2	Enter your legal last name: <input type="text"/>
Step 3	Enter your legal first name: <input type="text"/>
Step 4	Enter your birthdate: <input type="text"/> / <input type="text"/> / <input type="text"/> (MM/DD/YYYY)
Step 5	<input type="button" value="Reset PIN"/> <input type="button" value="Clear"/>

USC LINKS: [DIRECTORY](#) [MAP](#) [EVENTS](#) [VIP](#) [SITE INFORMATION](#)



An e-mail containing a temporary PIN will be sent to your USCB email. **IT MAY TAKE UP TO 24 HOURS FOR YOU TO RECEIVE THIS E-MAIL.** Once you receive the PIN, you may visit <https://vip.sc.edu/idlogin.html> and log in using your USC identification number (your SSN) and the temporary PIN. You will be prompted to change your pin to something unique upon logging in.